

WEMCO®

Pumps & Systems

Non-Clog pumps are designed to simplify maintenance & reduce life-cycle costs

Excellent
Engineering
Solutions

WEIR



WEMCO®

Pumps & Systems

- The WEMCO Non-Clog pump was developed using advanced technology to simplify maintenance, minimize operating costs and maximize reliability.

Rugged and Dependable

The WEMCO Non-Clog pumps were designed and developed using advanced technology to meet demanding market requirements. The WEMCO Non-Clog was created by the same engineers and manufactured side-by-side with the dependable WEMCO and WEMCO-Hidrostral pumps you already have in service - the WEMCO Non-Clog is just as rugged and dependable. Its what you expect from WEMCO.

The WEMCO Non-Clog design is an improved, modern design over conventional non-clog pumps in the market place. The WEMCO Non-Clog is designed to maintain high hydraulic efficiencies with the ability to handle large solids. The WEMCO Non-Clog was designed with the latest 3D computer aided design technology to improve overall pump efficiencies and reduce maintenance and operating costs.

Benefits

- Industry Leading 66 month warranty
- Improved Performance
- Lower Cost
- Easy Maintenance
- Extended Operational Life
- Larger clean-out port
- Combined bearing frame and bracket to increase rigidity and reliability.

Capabilities

- Flow: up to 10,000 GPM / 2,270 M³/hr
- Head: up to 340 ft. / 105 m
- Maximum Solid Sphere: 3 inch / 75 mm
- Available in horizontal, vertical, or trailer/skid mounted configuration
- Optional Weir Prime Assist available for trailer/skid mounted units

Applications

- Sewage Lift Stations
- Return Activated Sludge
- Waste Activated Sludge
- Sewage Bypass
- Dewatering
- Digesters
- Water Booster
- Manure
- Industrial Waste
- Light Abrasives
- Agricultural Waste
- Mining
- Trailer/skid mounted with Weir Prime Assist




*Industry
Leading
Warranty!*




4"/100 mm

Head to: 270 ft. • 118 M
Flow to: 1325 GPM • 305 M³/hr
Solids size: 3 inch • 75 mm



6"/150 mm

Head to: 340 ft. • 105 M
Flow to: 3450 GPM • 810 M³/hr
Solids size: 3 inch • 75 mm



8"/200 mm

Head to: 325 ft. • 98 M
Flow to: 5750 GPM • 1400 M³/hr
Solids size: 3 inch • 75 mm



12"/305 mm

Head to: 195 ft. • 59 M
Flow to: 10,000 GPM • 2,270 M³/hr
Solids size: 3 inch • 75 mm

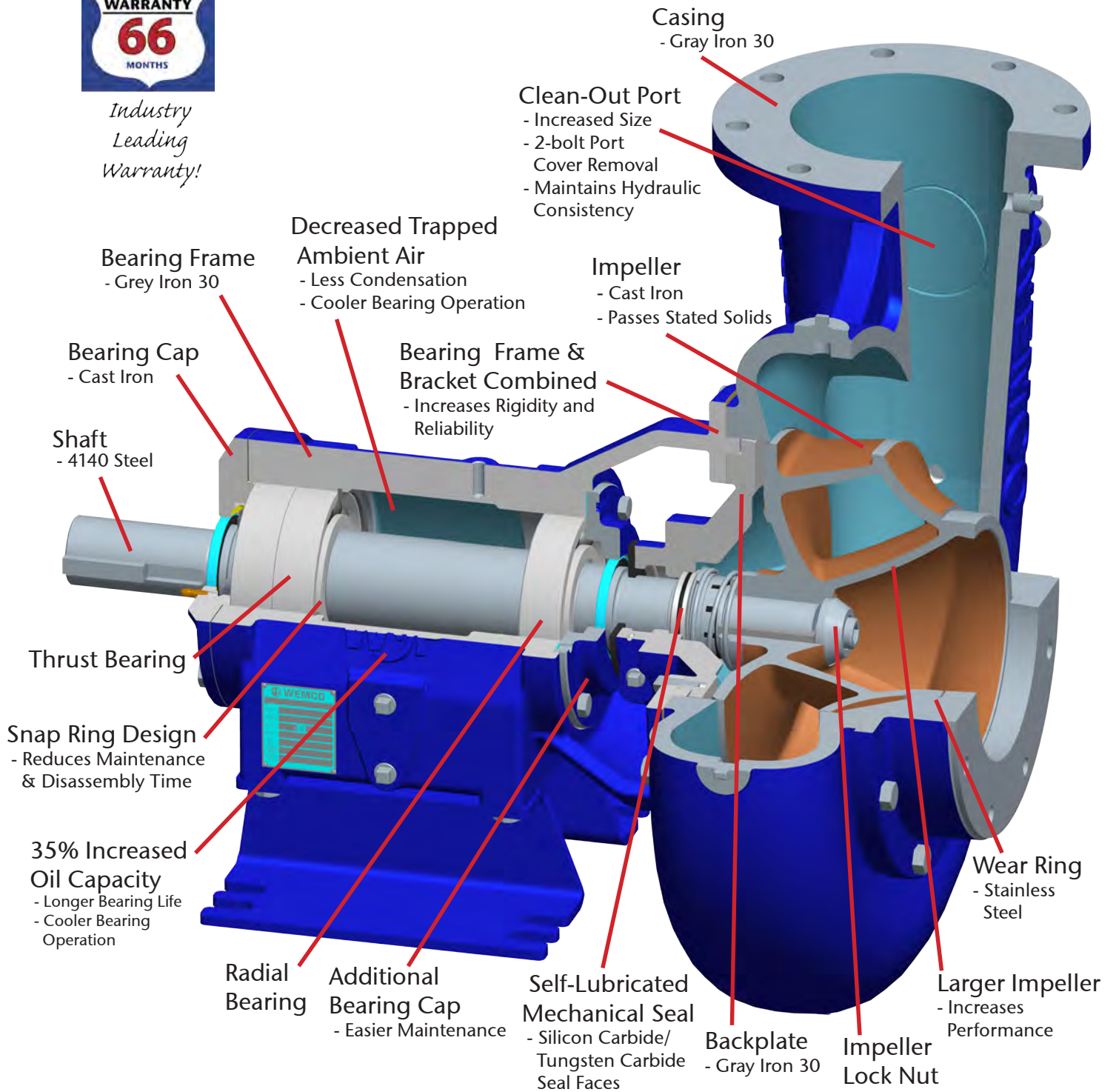
WEMCO®

Pumps & Systems

- The WEMCO Non-Clog pump was designed to maintain high hydraulic efficiencies with the ability the handle large solids.



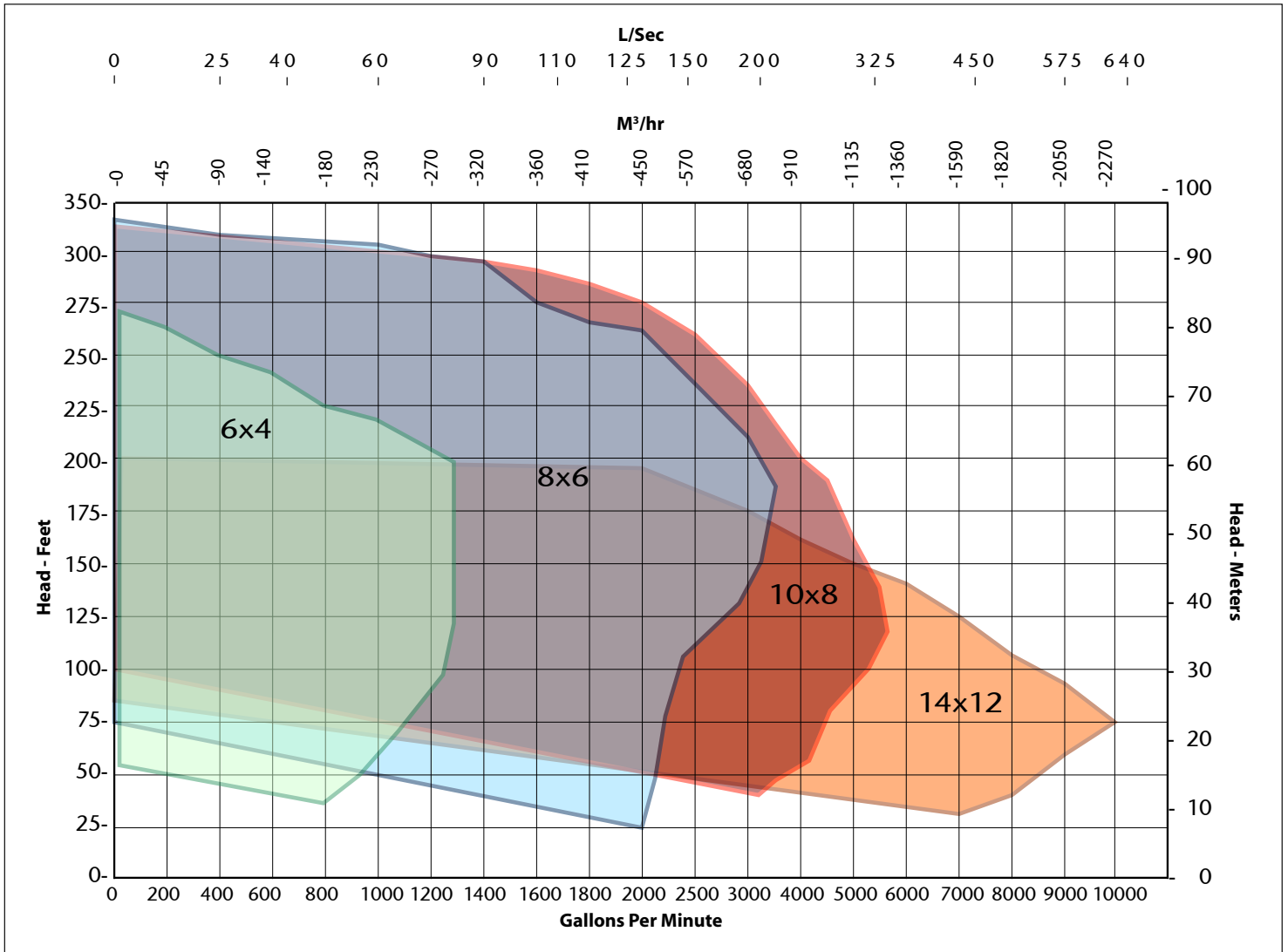
*Industry
Leading
Warranty!*



WEMCO®

Pumps & Systems

WEMCO Non-Clog Performance Chart



Weir Specialty Pumps

440 West 800 South
 P.O. Box 209 (84110-0209)
 Salt Lake City, UT 84101
 USA

Tel: 801 359 8731
 Fax: 801 530 7828
 email: info@weirsp.com
www.weirsp.com

© 2012 Weir Specialty Pumps. All Rights Reserved. Brochure: WEMCO_Non-Clog_Brochure

Excellent
 Engineering
 Solutions

